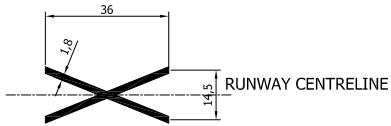
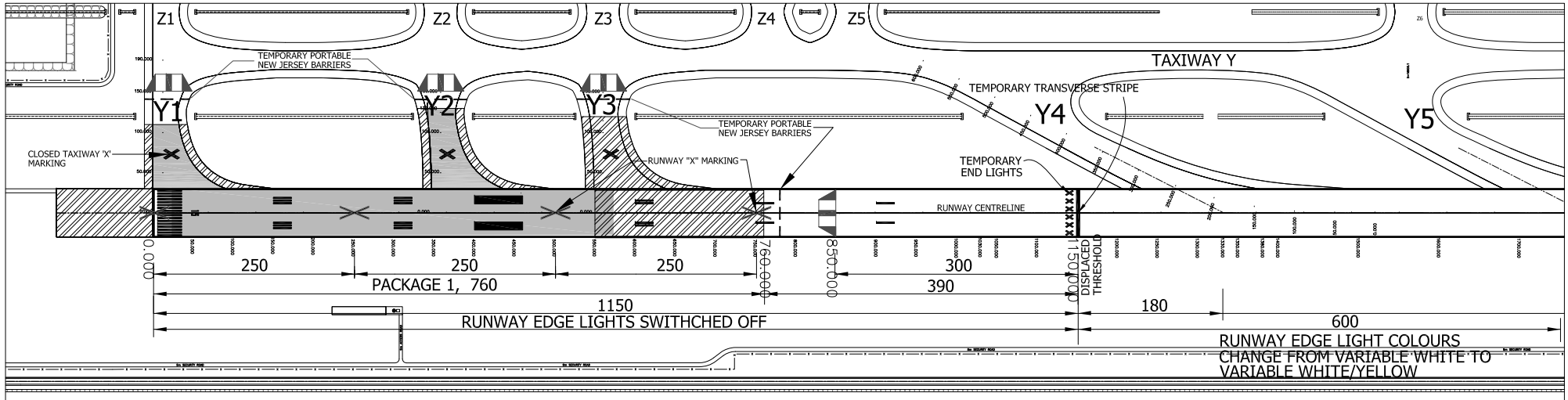
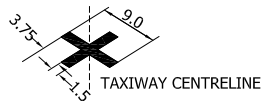


TYPICAL OVERALL RUNWAY 15/33, LAYOUT KLIA2



CLOSED RUNWAY 'X' MARKING



CLOSED TAXIWAY 'X' MARKING

PACKAGE 1 WORKS




R15	TORA	TODA	ASDA	LDA	RESA
TWY Y4	2630	2630	2630	NU	240 x 120

R33	TORA	TODA	ASDA	LDA	RESA
THR	2810	2810	2810	2810	240 x 120

NOTE

- 1.0 COMMENCES FROM 01 OCTOBER 2019 TO 30 JUNE 2020.
- 2.0 RUNWAY 15/33 SHORTENED FROM 3,960M TO 2,630M
- 3.0 RUNWAY 15/33 FROM CH.0 TO CH.1150 CLOSED 24 HOURS.
- 4.0 RUNWAY CENTERLINE LIGHTS WILL BE DEENERGISED.

LEGEND

-  = COSTRUCTION AREA (FLEXIBLE PAVEMENT)
-  = COSTRUCTION AREA (FLEXIBLE PAVEMENT)
-  = TRIANGULAR MARKERS